

Summer Village of Grandview 2020 Summarized Budget



Revenue		
Property Taxes	\$ 229,939	2019 Municipal Tax Revenue
General Revenue	\$ 11,500	Interest, penalties, misc.
Operating Grants	\$ 9,374	MSI operating grant
Reserve Transfers	\$ 11,660	Operating Reserve Transfer
User Fees	\$ 32,160	Wastewater, permits and inspections
Provincial Requisition	\$ 213,606	Provincial Requisition - School and DI Properties
	\$ 508,239	

Expenditure		
Council Costs	\$ 14,600	Council Honoraria, memberships, meetings
Administration	\$ 24,184	Municipal memberships, assessments, audit, insurance
Joint Services	\$ 95,422	Joint Services Expense
Enforcement Services	\$ 30,140	Fire, Police, Disaster Services
Planning & Dev	\$ 4,440	Inspections and fees
Streets & Roads	\$ 28,850	Road maint.& reserves, street lighting, grass cutting, snow removal
School Requisition	\$ 213,606	Provincial School Requisition
Waste Management	\$ 82,300	NEPL, garbage collection, landfill fees
Recreation & Culture	\$ 14,697	Parks, playgrounds, buoys, tree mgmt., PLRP, FCSS
	\$ 508,239	

Notes

The overall Assessment in Grandview for the 2020 taxation year decreased by 3.0% compared to 2019

The 2020 Municipal Property Taxes have remained the same as 2019.

The Provincial School Requisition decreased 10K, approximately 6.9% from 2019.

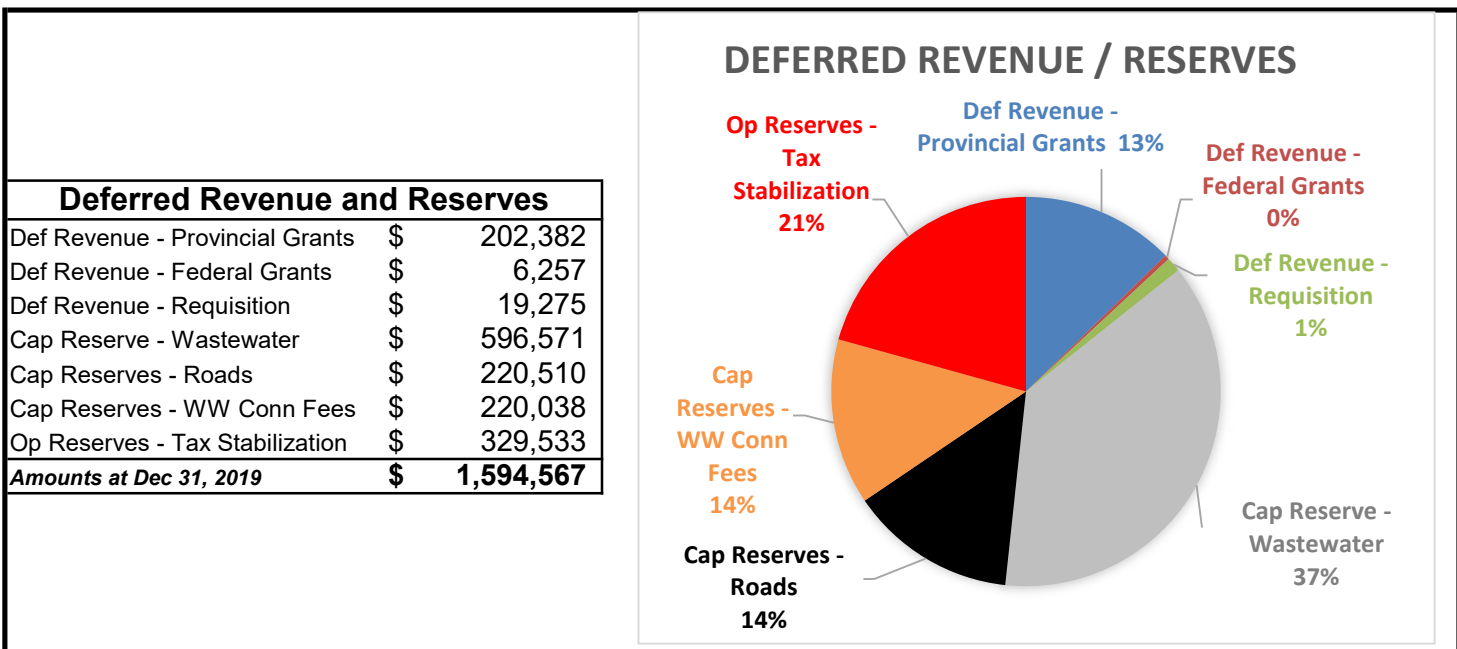
The annual Wastewater levy is the same as for 2020 at \$120 compred to 2019.

2020 Operating revenue budgets decreases by \$22 K with decreases in the following areas:

Operating grants \$11 K, Interest on investments \$8 K, Reserve Transfer of \$2 K, Misc \$ 1 K, compared to 2019

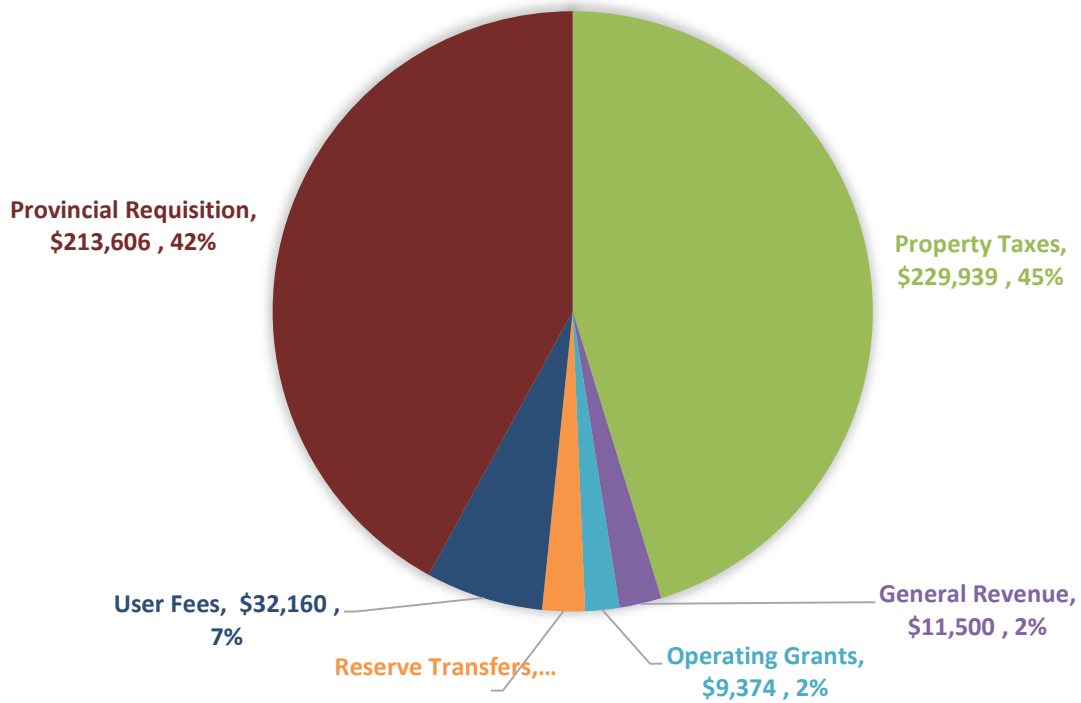
2020 Budgeted Expenses have decreased by approximately \$22 K with decreases in the following areas:

Admin 1.4 K, Roads 1K, Wastewater/Solid Waste 23 K,

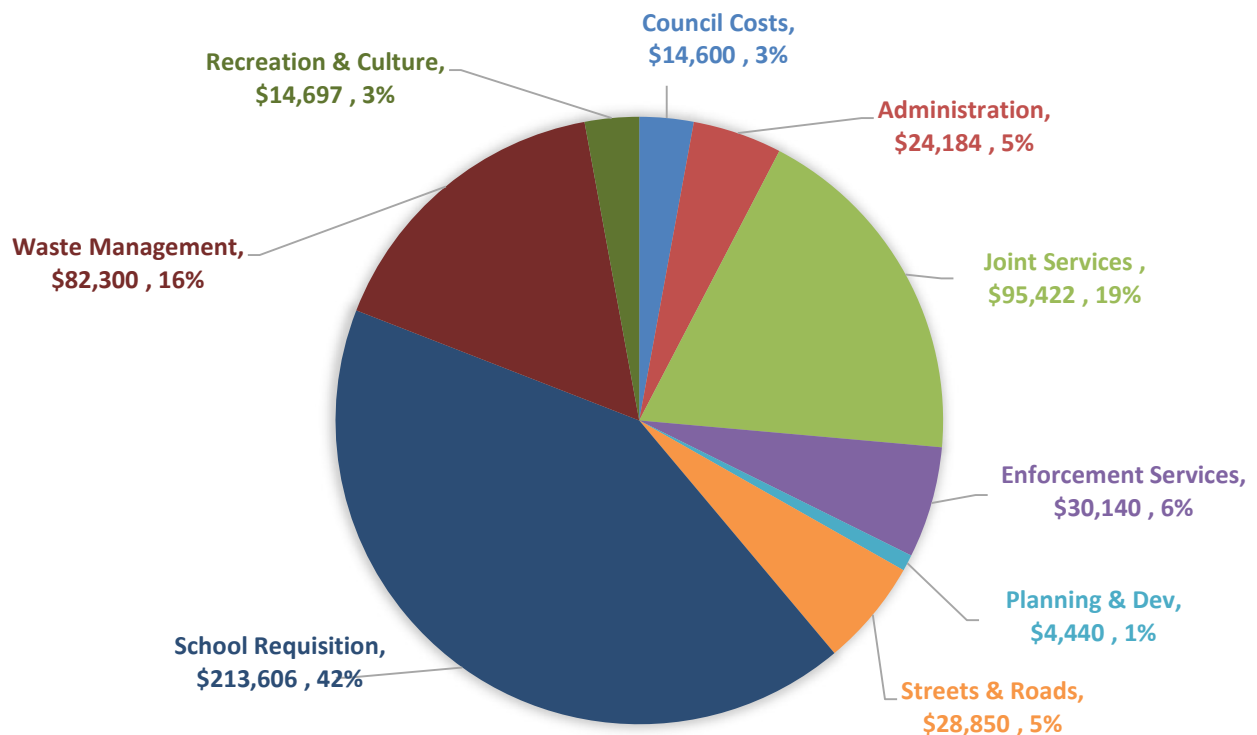




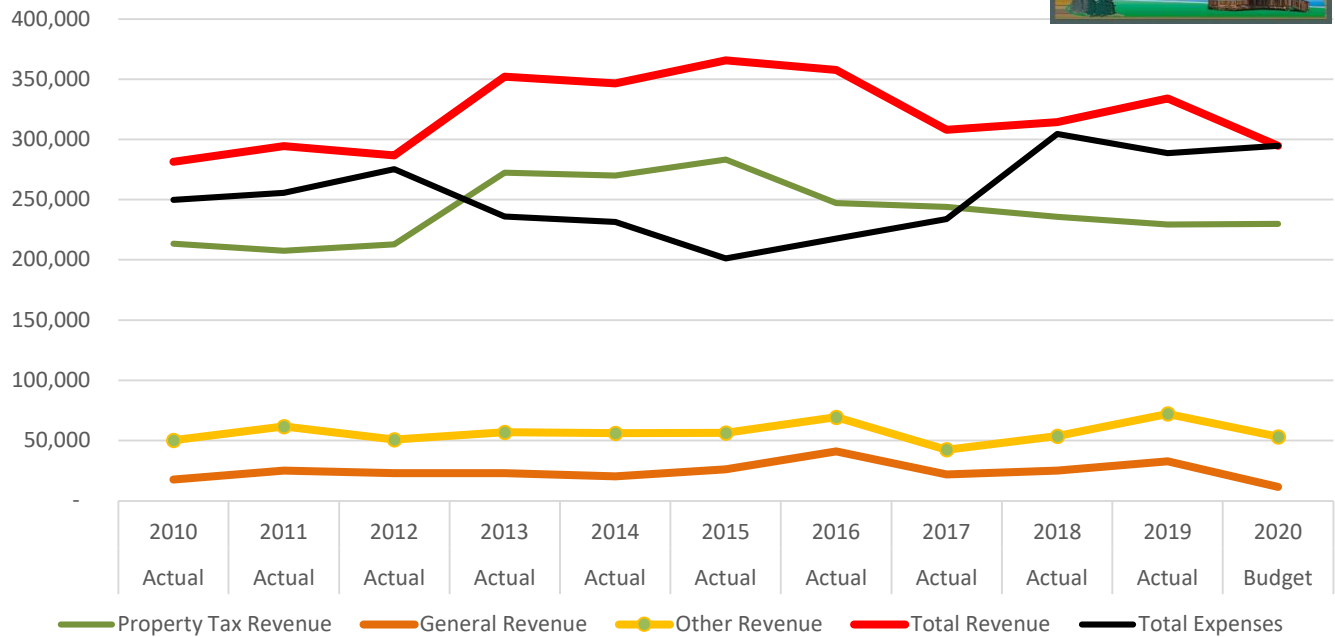
SUMMER VILLAGE OF GRANDVIEW 2020 BUDGET - REVENUE \$508,239



SUMMER VILLAGE OF GRANDVIEW 2020 BUDGET - EXPENSES \$508,239



Summer Village of Grandview Annual Comparison of Revenues to Expenses



Municipal Property Tax Revenues from 2010-2019 has averaged at approximately \$241,600 per year.

2016 to 2019 Municipal Property Taxes have lowered slightly to an average of \$238,935 per year.

2019 Financial Summary

2019 Operating Budget had projected a balanced budget with no surplus.

The actual operating results for 2019, had a surplus of approximately 47,000 (70,000+33,000-56,000)

Operating Surpluses are transferred to Capital projects and Capital Reserves at Year-end.

Revenues

Additional funds of 70,000 came from these cost centres:

- Investment Revenue 14,000
- Permits/Prov Grants/Misc 2,700
- Inspection Fees 26,500
- Deferred Provincial Grants 40,600
- Transfer from Reserves not required (13,800)

Expenses

Cost Savings from these Cost Centres 33,000

- Council / Legislative 10,200
- Enforcement/Emergency 300
- Public Works / Roads 8,700
- Wastewater/Solid Waste 7,100
- Rec & Culture 6,700

Operating Projects not in budget (56,000)

Capital Projects

- Road Projects Expense 717,085
- Local Wastewater Project 283,707

Funding

- MSI Cap Grant 325,000 / Federal Gas Grant 42,300 / Reserves 349,785
- Bldg Canada Grant 206,196 / WW Reserve 77,511